



# *CPC SR. SEC. SCHOOL*

HOLIDAY HOME WORK (SESSION 2025-26)

CLASS - UKG

We are sure that all of you must have made plans to enjoy your holidays like visiting your grandparents, relatives, friends, watching television for some time during the day or taking a dip in the swimming pool.

We wish that you enjoy every minute of this long break. It will be great if you are able to find time to visit places, read story books, help your parents and grandparents, go for morning walks and play in the evening during your long summer break.

*Wishing all of you a very enjoyable and fun packed summer break.*

हिन्दी-

1. रोज एक सुलेख लिखो |
2. क से ज्ञ तक याद करके लिखने का अभ्यास करें | (15 बार)
3. कोई भी 6 व्यंजन और 6 स्वर के श्रुतलेख का अभ्यास करें | (15 बार)
4. मात्रा वाले शब्द याद करो व लिखो | (आ. इ. ई) (15 बार)

English

1. Learn and write Capital and small letters (15 times)
2. Learn and write Parts of body Names (11 times )
3. Learn and write 10 Fruits and vegetables names. (15 times)
4. Learn and write Sound words a,e,i,o,u (5 times)

Maths:-

1. Write 1 to 100 counting (5 times)
2. Write 50 to 1 Reverse Counting (11 times)
3. Learn and write 1 to 20 Number's Name with Spelling (5 times)
4. Write and Learn 2 to 10 tables

**Activity:-**

- \* Make a chart Paper and Draw the Picture of five Fruits and five Vegetables Name
- \* Make a Family Tree

Class – U.K.G  
Drawing Worksheet

Name:- \_\_\_\_\_

Date:- \_\_\_\_\_

Q1. Colour the picture beautifully.



Class – U.K.G  
Drawing Worksheet

Name:- \_\_\_\_\_

Date:- \_\_\_\_\_

Q1. Colour the picture of unicorn.

Fairy Tales





Class – U.K.G  
EVS Worksheet

Name:- \_\_\_\_\_

Date:- \_\_\_\_\_

It is Summer.

Q1. Colour the pictures of things you eat and wear in the Summer season.



woolen cap



Sunglasses



Swimsuit



scarf



hot tea



ice-cream



hat



flip-flop

Class – U.K.G

Subject - EVS

❖ Language development questions & answers.

Q1. Speak 5 lines on 'Myself'

Ans. 1. My name is \_\_\_\_\_.

2 I am \_\_\_\_\_ years old.

3 I study in UKG - \_\_\_\_\_.

4 My school name is Yuvashakti enfants jardin.

5 I live in Delhi.

Q2. Name 5 parts of body.

Ans. Hands, legs, head, shoulder & fingers.

Q3. How many times we should bursh our teeth ?

Ans. We should brush our teeth twice a day.

Q4. Name 5 sense organs.

Ans. Eyes, Nose, Ears, Tongue & Skin.

Q5. Ears help us to \_\_\_\_\_?

Ans. Hear.

Q6. What is the colour of our hair ?

Ans. Black / Brown.

Q7. We walk with our \_\_\_\_\_?

Ans. Legs

Q8. Which body part do we use to observe the stars ?

Ans. Eyes

Q9. How many members do you have in your Family ?

Ans. \_\_\_\_\_.

Q10. How should we behave with our elders ?

Ans. We Should respect our elders.

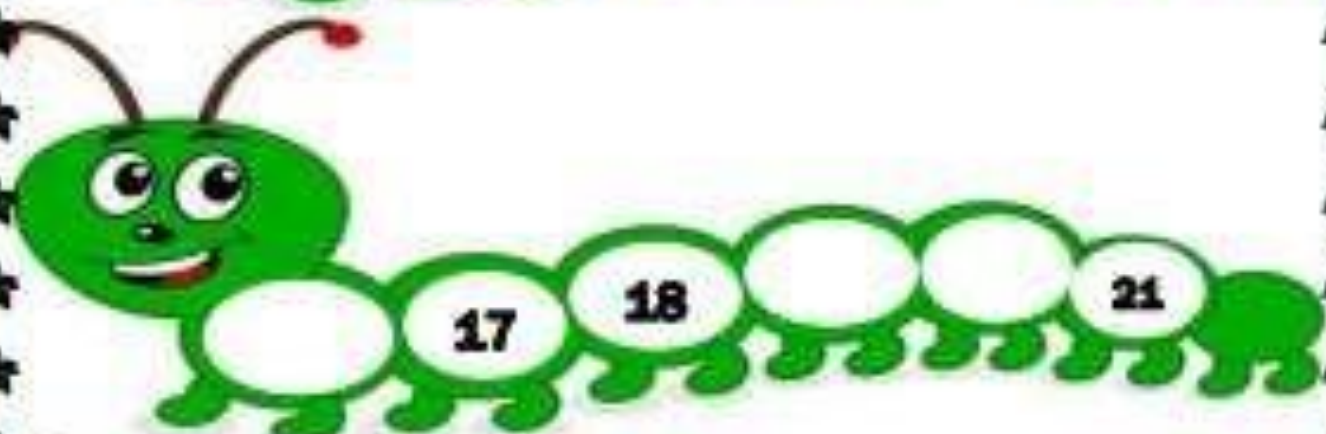



Class – U.K.G  
Maths Worksheet

Name:- \_\_\_\_\_

Date:- \_\_\_\_\_

Q1. Find & Write the missing numbers.





Class – U.K.G  
EVS Worksheet

Name:- \_\_\_\_\_

Date:- \_\_\_\_\_



# ALL ABOUT ME



1. My name is \_\_\_\_\_

3 I am \_\_\_\_\_ years old.

2. I am a \_\_\_\_\_

( Tick your correct gender)

Paste your  
photo here.



4 I study in \_\_\_\_\_



5 My favourite colour is \_\_\_\_\_



Colour the crayon  
with your favourite  
colour.


6 I love to eat \_\_\_\_\_

( Draw your favourite fruit & colour it.)



7 My hobby is \_\_\_\_\_

( Paste the picture of your hobby.)



कक्षा - यू.के.जी  
हिन्दी कार्यपत्रिका

नाम :- \_\_\_\_\_

दिनांक :- \_\_\_\_\_

प्र.1 व्यंजन देखो और उसके सही चित्र में रंग भरो।

च		
प		
ज		
र		
ल		
न		
ब		



Class – U.K.G  
Maths Worksheet

Name:- \_\_\_\_\_

Date:- \_\_\_\_\_

Q1. What comes after, before & in between.

Before	Between	After
_____ 29	33 _____ 35	17 _____
_____ 18	5 _____ 7	30 _____
_____ 36	21 _____ 23	9 _____
_____ 7	12 _____ 14	25 _____
_____ 25	19 _____ 21	11 _____
_____ 31	37 _____ 39	39 _____
_____ 1	7 _____ 9	3 _____
_____ 23	26 _____ 28	29 _____



Before



Between



After

# CPC SR. SEC.SCHOOL

चित्र देखकर सही अक्षर चुनो।



कप

फल

मटर



अदरक

शरबत

नटखट



कप

फल

कलश



आम

माता

बाजा



कप

बादल

माता



कवि

पिता

दिन



## MIXED ADDITION AND SUBTRACTION



Name: \_\_\_\_\_

Date: \_\_\_\_\_

$$\begin{array}{r} 16 \\ - 5 \\ \hline \end{array}$$

$$\begin{array}{r} 9 \\ + 7 \\ \hline \end{array}$$

$$\begin{array}{r} 11 \\ - 4 \\ \hline \end{array}$$

$$\begin{array}{r} 1 \\ + 6 \\ \hline \end{array}$$

$$\begin{array}{r} 2 \\ + 6 \\ \hline \end{array}$$

$$\begin{array}{r} 13 \\ - 5 \\ \hline \end{array}$$

$$\begin{array}{r} 9 \\ + 3 \\ \hline \end{array}$$

$$\begin{array}{r} 7 \\ - 3 \\ \hline \end{array}$$

$$\begin{array}{r} 11 \\ - 5 \\ \hline \end{array}$$

$$\begin{array}{r} 1 \\ + 2 \\ \hline \end{array}$$

$$\begin{array}{r} 16 \\ - 4 \\ \hline \end{array}$$

$$\begin{array}{r} 1 \\ + 2 \\ \hline \end{array}$$

$$\begin{array}{r} 3 \\ + 4 \\ \hline \end{array}$$

$$\begin{array}{r} 16 \\ - 3 \\ \hline \end{array}$$

$$\begin{array}{r} 2 \\ + 8 \\ \hline \end{array}$$

$$\begin{array}{r} 17 \\ - 4 \\ \hline \end{array}$$

$$\begin{array}{r} 9 \\ - 5 \\ \hline \end{array}$$

$$\begin{array}{r} 1 \\ + 4 \\ \hline \end{array}$$

$$\begin{array}{r} 16 \\ - 7 \\ \hline \end{array}$$

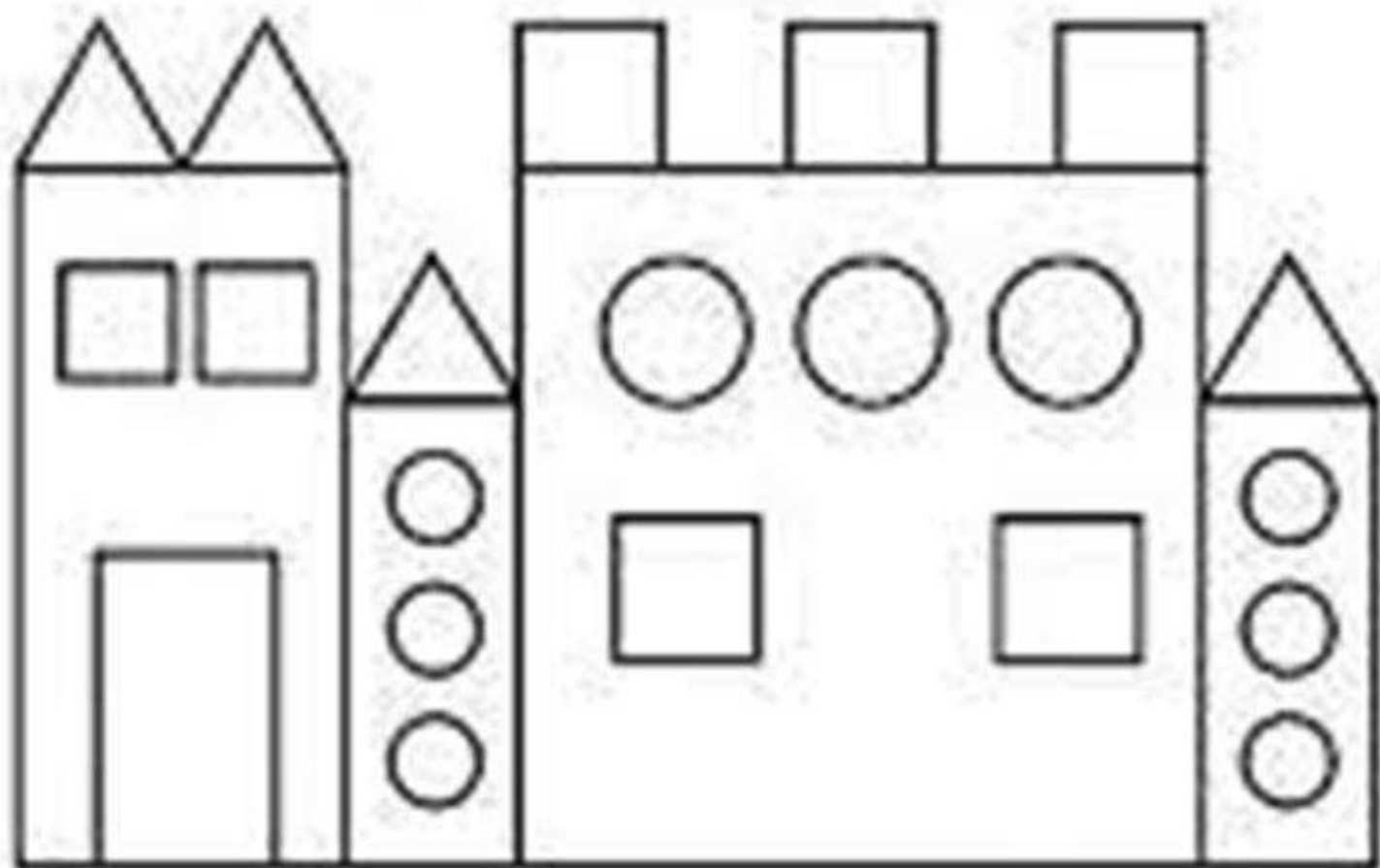
$$\begin{array}{r} 4 \\ + 3 \\ \hline \end{array}$$




Name: \_\_\_\_\_

## How Many Shapes Do You See?

Count and write the number of each shape below.



 = \_\_\_\_\_

 = \_\_\_\_\_

 = \_\_\_\_\_

 = \_\_\_\_\_





## Add the numbers below

(1)  $5+1 =$

(2)  $6+1 =$

(3)  $7+1 =$

(4)  $8+1 =$

(5)  $9+1 =$

(6)  $5+1 =$

(7)  $7+1 =$

(8)  $6+1 =$

(9)  $9+1 =$

(10)  $8+1 =$

(11)  $6+1 =$

(12)  $7+1 =$

(13)  $5+1 =$

(14)  $8+1 =$

(15)  $9+1 =$

(16)  $7+1 =$

(17)  $5+1 =$

(18)  $8+1 =$

(19)  $6+1 =$

(20)  $9+1 =$



# Subtraction (1-10)

$$\begin{array}{r} 4 \\ - 2 \\ \hline \end{array}$$

$$\begin{array}{r} 9 \\ - 5 \\ \hline \end{array}$$

$$\begin{array}{r} 6 \\ - 1 \\ \hline \end{array}$$

$$\begin{array}{r} 8 \\ - 3 \\ \hline \end{array}$$

$$\begin{array}{r} 8 \\ - 3 \\ \hline \end{array}$$

$$\begin{array}{r} 7 \\ - 4 \\ \hline \end{array}$$

$$\begin{array}{r} 5 \\ - 4 \\ \hline \end{array}$$

$$\begin{array}{r} 6 \\ - 3 \\ \hline \end{array}$$



# Revision to 20

## Lesson 50 • Worksheet 1

### Number match 1

Name \_\_\_\_\_

1 Match. Color the matching things the same color.

three

two

ten

one

four

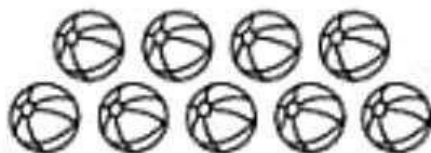

nine

seven

six

eight

five



9

1

7

2

6

8

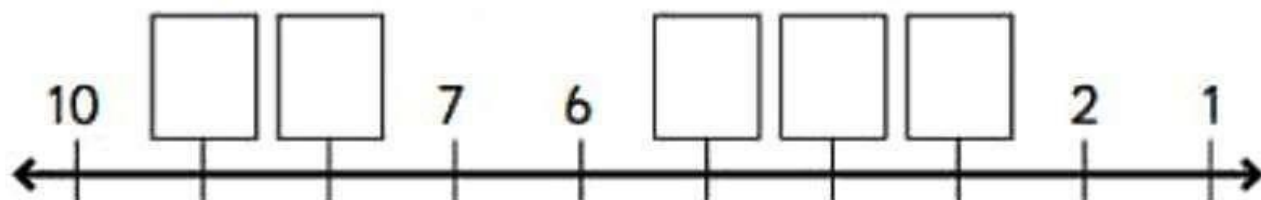
4

5

10

3

2 Complete the number line.



चित्र देखकर शब्दों को पूरा कीजिए।



— ग



— र

1

— ए



— न



— त



— ब



— फ



— त



— ड



— ट



— घ



— ल

# Easter Alphabet

Practice writing your lowercase letters.



a	b	c	
e	f	g	h
i	j	k	l
m	n	o	p
q	r	s	t
u	v	w	
x	y	z	

Note – Please take care of the neatness of the work and submit it on the first day of school after summer vacation.



- Write before, after and between numbers for the following.

	17	
--	----	--

14		16
----	--	----

	10	
--	----	--

9		11
---	--	----

18		20
----	--	----

	13	
--	----	--

	19	
--	----	--

	5	
--	---	--

	18	
--	----	--

8		10
---	--	----

	15	
--	----	--

10		12
----	--	----

	16	
--	----	--

12		14
----	--	----

7		9
---	--	---

17		19
----	--	----

	13	
--	----	--

	19	
--	----	--

15		17
----	--	----

	6	
--	---	--

16		18
----	--	----

	11	
--	----	--

	18	
--	----	--

	14	
--	----	--

क

ग

ङ

छ

झ

ञ

ट

ड

ण

थ

द

प

ब

म

य

ल

व

ष

स

क्ष

श्र

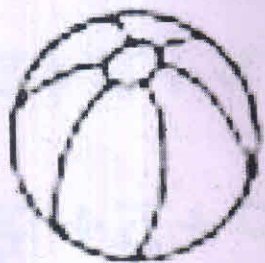




—pple



—gg




—all



—ish




—at



—ate



—og

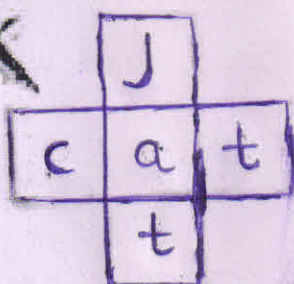


—at

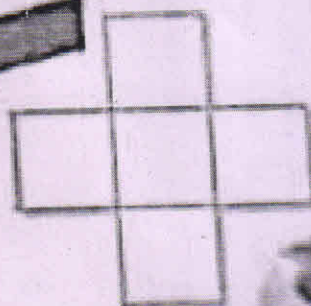

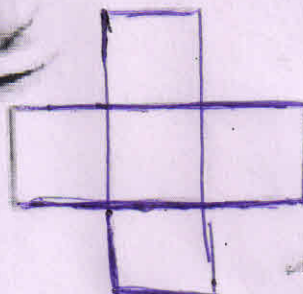
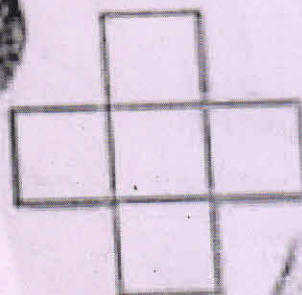
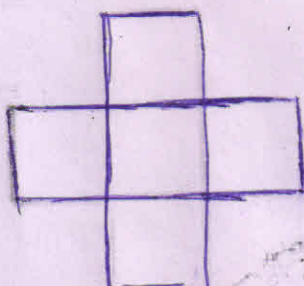
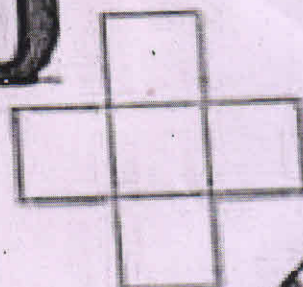


**Sound 'e' 'ए' व 'ई'**

Complete the crossword puzzle by filling appropriate letters. Take help from the picture clues. One has been done for you.



**10**



चार अक्षर वाले शब्दों का अभ्यास कर।

अ+च+र+ज

=

अ+ज+ग+र

=

ब+च+प+न

=

झ+ट+प+ट

=

अ+फ+स+र

=

म+त+ल+ब

=

ब+र+ग+द

=

उ+ल+झ+न

=

अ+व+स+र

=

म+ख+म+ल

=